

# LIBERTY II U-DS25B

Drawing, Art, Hobby, Craft Table

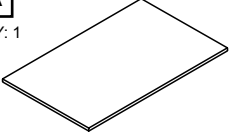
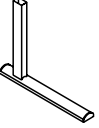
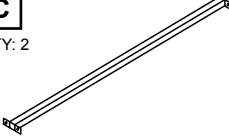
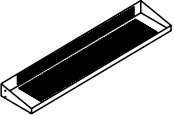









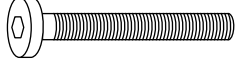
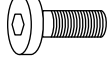
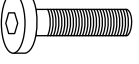





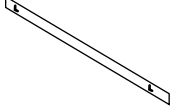


## PARTS LIST



= Table Components



= Fasteners and Tools

<b>A</b> QTY: 1  Top	<b>B</b> QTY: 2  Leg	<b>C</b> QTY: 2  Brace	<b>D</b> QTY: 1  Tray	<b>E</b> QTY: 1  Left Upper Support
<b>F</b> QTY: 1  Right Upper Support	<b>G</b> QTY: 2  Knobs	<b>H</b> QTY: 2  L Bracket	<b>I</b> QTY: 2  Tilt Bracket	<b>J</b> QTY: 2  Spacer
<b>K</b> QTY: 2  Tilt Mechanism	<b>L</b> QTY: 4  Locking Nut	<b>M</b> QTY: 4  Washer	<b>N</b> QTY: 2  6x45mm Bolt	<b>O</b> QTY: 14  6x12mm Bolt
<b>P</b> QTY: 2  6x18 Bolt	<b>Q</b> QTY: 12  5x14 Screw	<b>R</b> QTY: 3  Bolt	<b>S</b> QTY: 4  Small Washer	<b>T</b> QTY: 2  Nut
<b>U</b> QTY: 2  4x12 Screw	<b>V</b> QTY: 1  Pencil Edge	<b>W</b> QTY: 1  Allen Wrench	<b>X</b> QTY: 1  Wrench	

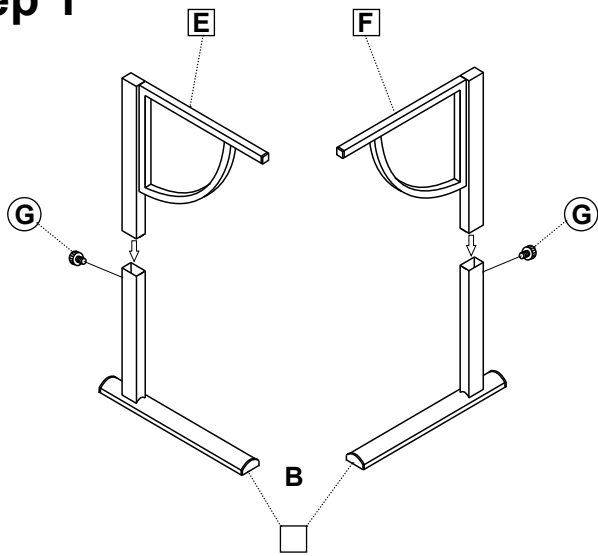
### IMPORTANT

If you have difficulty assembling your table, or need customer service assistance, please call: Martin Universal Design, Inc. customer service hotline at 1-313-895-0700, or email at [custservmud@gmail.com](mailto:custservmud@gmail.com). If you need additional parts, it is not necessary to contact your dealer. Our Customer Service Representative will forward them to you immediately.

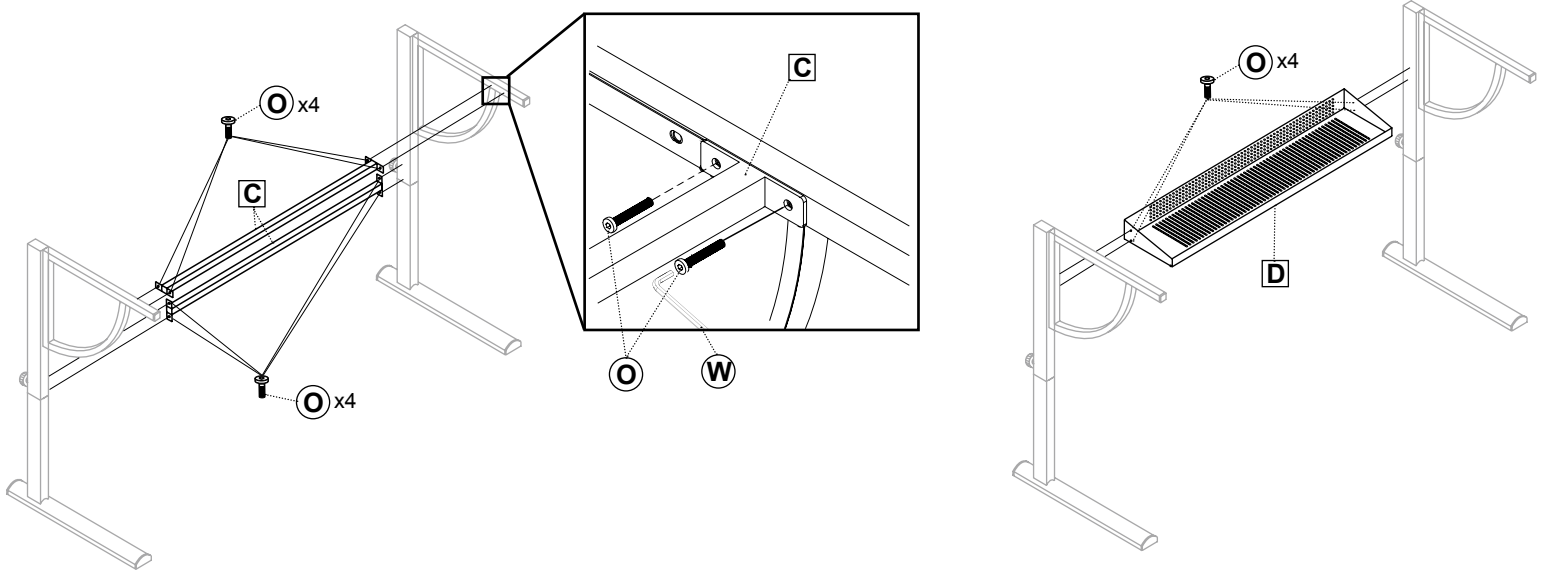
**MARTIN**  
UNIVERSAL DESIGN, INC

4444 Lawton Street, Detroit, MI 48208 USA  
 TEL: 313-895-0700 FAX: 313-895-0709  
[www.MartinUniversalDesign.com](http://www.MartinUniversalDesign.com)  
 Email: [custservmud@gmail.com](mailto:custservmud@gmail.com)

# Step 1



# Step 2



# Step 3

