
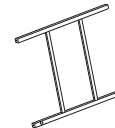








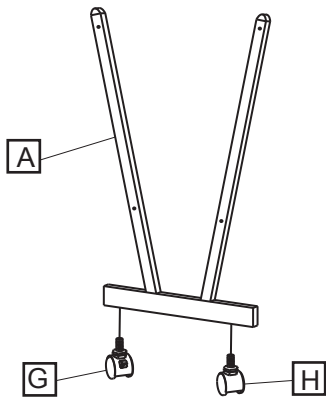


# 92-2060 AVANTI METAL PRINT RACK

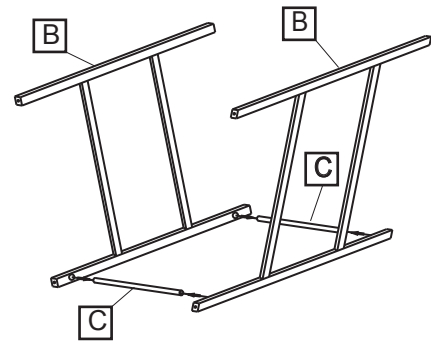
## Assembly Instructions

<b>A</b> <b>Base</b> Qty: 2 	<b>B</b> <b>Side</b> Qty: 2 	<b>C</b> <b>Shelf Support Rod</b> Qty: 2 	<b>D</b> <b>Shelf</b> 	<b>E</b> <b>Allen Wrench</b> 	<b>F</b> <b>Wrench</b> 
<b>G</b> <b>Locking Castors</b> Qty: 2 	<b>H</b> <b>Castors</b> Qty: 2 	<b>I</b> <b>6x35 mm Bolts</b> Qty: 8 	<b>J</b> <b>Glides</b> Qty: 4 	Print rack comes with both mobile castors and (rubber) glides for your convenience.	

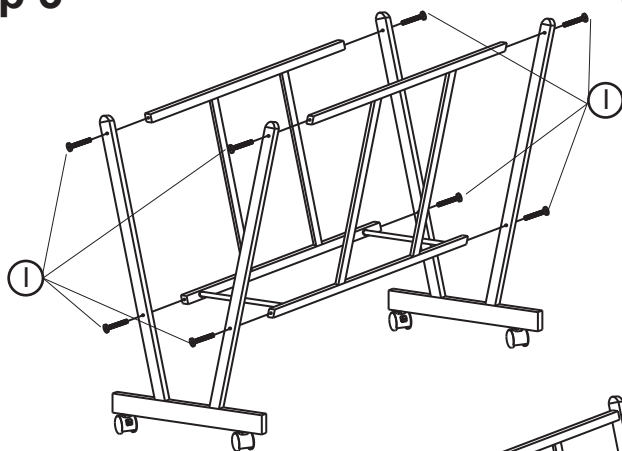
### Step 1



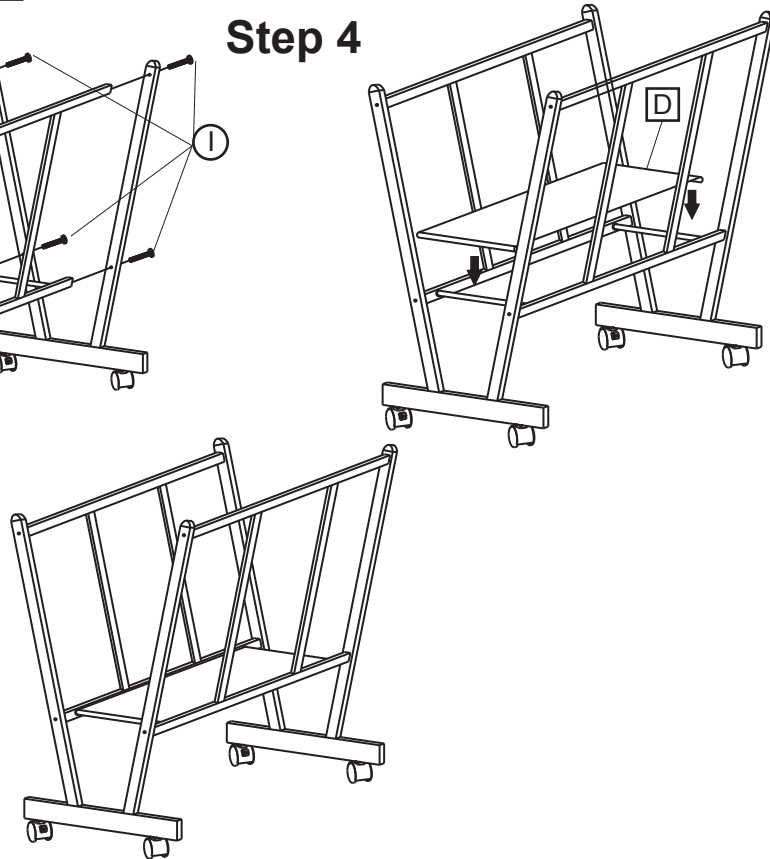
### Step 2



### Step 3



### Step 4



### IMPORTANT

If you have difficulty assembling your table, or need customer service assistance, please call: Martin Universal Design, Inc. customer service hotline at 1-313-895-0700, or email at [custservmud@gmail.com](mailto:custservmud@gmail.com). If you need additional parts, it is not necessary to contact your dealer. Our Customer Service Representative will forward them to you immediately.

**MARTIN**  
 MARTIN UNIVERSAL DESIGN, INC

4444 Lawton Street, Detroit, MI 48208 USA  
 TEL: 313-895-0700 FAX: 313-895-0709  
[www.MartinUniversalDesign.com](http://www.MartinUniversalDesign.com)  
 Email: [custservmud@gmail.com](mailto:custservmud@gmail.com)